



Conferences

At Rockliffe Hall


ROCKLIFFE HALL



Incredible views to inspire,
Beautiful rooms to admire,
Peace and quiet to concentrate

Throw in 21st-century communications technology, easy parking,
guaranteed privacy – plus a round of golf when the going gets tough –
and what's not to like?

- 61 beautiful bedrooms and 3 self-catering houses
- 8 spacious meeting and event rooms
- Hosting from 2 to 200 delegates
- 365 acres of grounds to explore (perfect for team building!)
- Championship golf course and award-winning Spa on site
- Easily reached with excellent transport links



Our Spaces at a glance











From intimate spaces for smaller meetings to expansive spaces for larger-scale events our choice of meeting rooms are well-equipped, many with natural daylight and offer the utmost in privacy.



What's included

- Arrival tea & coffee served with a selection of pastries
- Mid-morning tea & coffee served with a selection of cookies
- Conference buffet lunch or food bowl option (*upgrades are available*)
- Afternoon tea & coffee served with a selection of muffins and doughnuts
- Meeting room hire
- Complimentary Wi-fi in your meeting room & throughout the venue
- LCD projector & screen hire or TV for your presentations & virtual meetings
- Flip chart & pens
- Rockliffe Mineral Water (*1 bottle per delegate*) & confectionary sweets
- Complimentary Car parking



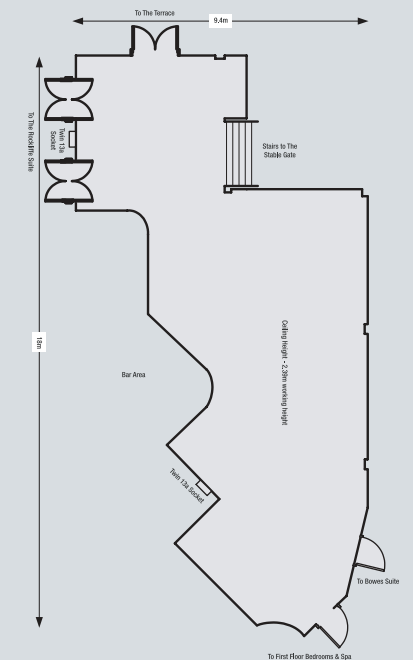
MEETING ROOMS		 Theatre	 Classroom	 Cabaret	 U-shaped	 Boardroom	 Reception	 Dinner	 Floorspace	 Ceiling Height	 Natural Daylight
THE ROCKLIFFE SUITE		200	80	75	40	30	30	150	220m ²	3.1m	Yes
THE ROCKLIFFE (w/room divider)		100	-	35	20	20	70	70	-	-	No
THE ROCKLIFFE LOUNGE		-	-	-	-	-	150	-	170m ²	2.4m	Yes
THE GRASSHOLME		160	36	70	40	30	160	120	147m ²	2.7m	Yes
SMALLER ROOMS	BOWES	20	12	-	-	14	25	16	46m ²	2.3m	Yes
	STANWICK	-	-	-	-	8	-	8	17m ²	2.4m	NO
	CAMPERNELLA	-	-	-	-	-	30	30	55m ²	4.1m	Yes
	SEQUOIA	-	-	-	-	8	-	8	28m ²	2.7m	No
	SYCAMORE	-	-	-	-	8	-	8	26m ²	3.5m	Yes



A blurred interior view of a restaurant or lounge. In the foreground, a wooden armchair is visible. The background shows a bar area with a counter and stools, and a chandelier hanging from the ceiling. The lighting is warm and ambient.

FLOOR PLAN

THE ROCKLIFFE LOUNGE



CAPACITIES

FLOOR SPACE	220m ²	CLASSROOM	80
THEATRE	200	BOARDROOM	30
U-SHAPED	40	CEILING HEIGHT	3.1m
DINNER	150	CABARET	75
NATURAL DAYLIGHT	YES	RECEPTION	200

Grassholme Suite

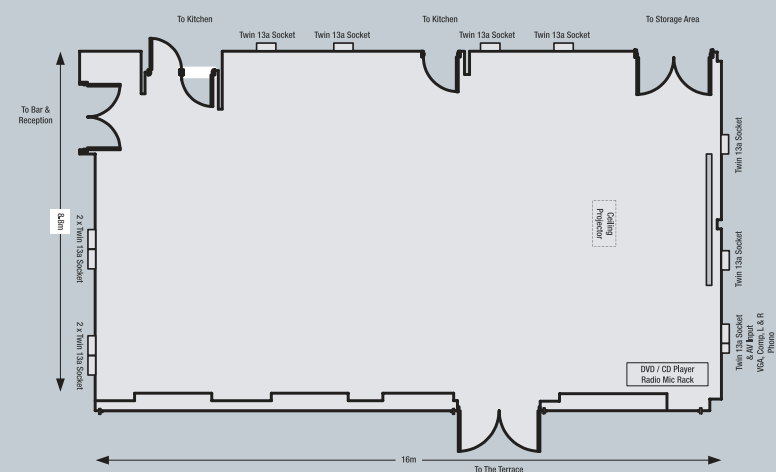
Situated in the Clubhouse, the Grassholme Suite is the second largest event space and opens out onto the Golf Course. A spacious private room with spectacular views of the course, this is ideal for golf orientated events and features a private entrance and terrace.



CAPACITIES

FLOOR SPACE	147m ²	NATURAL DAYLIGHT	YES	CEILING HEIGHT	2.7m
THEATRE	160	CLASSROOM	36	CABARET	70
U-SHAPED	40	BOARDROOM	30	RECEPTION	160
DINNER	120				

FLOOR PLAN



THE GRASSHOLME SUITE





Smaller rooms for intimate meetings

Our smaller rooms are perfect for intimate meetings and gatherings where you can enjoy complete privacy and silence. Accommodating up to 10 guests, our small rooms offer space to come together, think and block out the outside noise.

Think big at Rockliffe Hall!

Sequoia

Located in the Old Hall and adjoined to the Orangery restaurant, the Sequoia is perfect for more intimate gatherings and board meetings.



CAPACITIES

FLOOR SPACE 28m²

NATURAL DAYLIGHT NO

CEILING HEIGHT 2.7m

BOARDROOM 8

DINNER 8

Sycamore

With stunning views over the gardens, the Sycamore is perfect for more intimate gatherings and private dining celebrations. This room is ideal for guests looking for seclusion and privacy for their event.



CAPACITIES

FLOOR SPACE 26m²

NATURAL DAYLIGHT YES

CEILING HEIGHT 3.5m

BOARDROOM 8

DINNER 8

Bowes

The Bowes Suite offers a flexible event or private dining space with floor to ceiling windows overlooking the estate. It can also be used as an additional break area when used in conjunction with the Rockliffe Suite & Lounge.



CAPACITIES

FLOOR SPACE	46m ²	NATURAL DAYLIGHT	YES	CEILING HEIGHT	2.3m
THEATRE	20	CLASSROOM	12	DINNER	16
BOARDROOM	14	RECEPTION	25		

Stanwick

Situated within the Clubhouse The Stanwick Room is a well-equipped boardroom, perfect for private dining or more intimate meetings and event.



CAPACITIES

FLOOR SPACE	17m ²	NATURAL DAYLIGHT	NO	CEILING HEIGHT	2.4m
BOARDROOM	8	DINNER	8		

Campernella

In the heart of the magnificent Old Hall the Campernella is ideal for private dining being situated next to the flagship Orangery restaurant. Boasting a stunning, original marble fire place and views over the golf course.



CAPACITIES

FLOOR SPACE	55m ²	NATURAL DAYLIGHT	YES	CEILING HEIGHT	4.1m
U-SHAPED	18	BOARDROOM	22	RECEPTION	30
DINNER	30				



Team Building

Getting out of the office can make a huge difference to team motivation and morale. There isn't much that beats team spirit than getting out in the fresh air and enjoying yourselves with colleagues, especially when the sun's out!

Rockliffe Hall boasts 365 acres of grounds for team building, as well as a choice of indoor activities, in partnership with GoTo Events.

CHALLENGE YOUR TEAM TO:

- The Crystal Challenge
- It's a Knockout
- Country Sports
- Treatsure Hunts
- Totally Wipedout
- Soap Box Derby
- Bear Grylls Survival



Food for thought

Get the batteries charged with an exceptional choice of exquisite food and drink options. From healthy and nutritious, to indulgent sweet treats, our dedicated team of event chefs work incredibly hard behind the scenes to bring your ideas to life.



Embrace the Rockliffe life

With an award-winning spa, fully-equipped gym and 18-hole Championship golf course complete with state-of-the-art golf coaching academy all onsite it's clear to see that Rockliffe Hall puts wellbeing at the top of the agenda.

From sunrise yoga in the walled garden to guided walks around the estate walled gardens, embrace the Rockliffe life and enjoy a choice of activities to suit all group sizes and abilities.

Sports teams can take advantage of the extensive practice facilities available at the neighbouring football academy, including a number of full size all-weather indoor and outdoor pitches*.

**additional fees apply, subject to academy availability.*

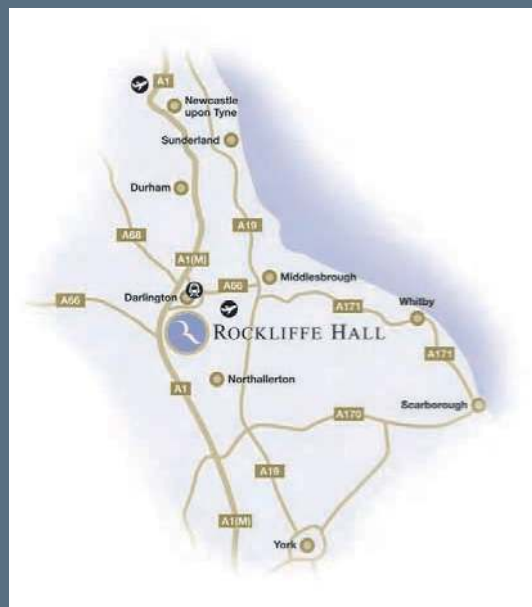
Find us

Short distance from both the A1 and A19

Ten-minute drive from Teesside Airport
and Darlington Station

2.5 Hours via Train from
London Kings Cross with LNER

1 Hour flight from London Heathrow



HURWORTH-ON-TEES DARLINGTON COUNTY DURHAM DL2 2DU

Conference Team: +44 (0)1325 729999

e: conference@rockliffehall.com

www.rockliffehall.com