

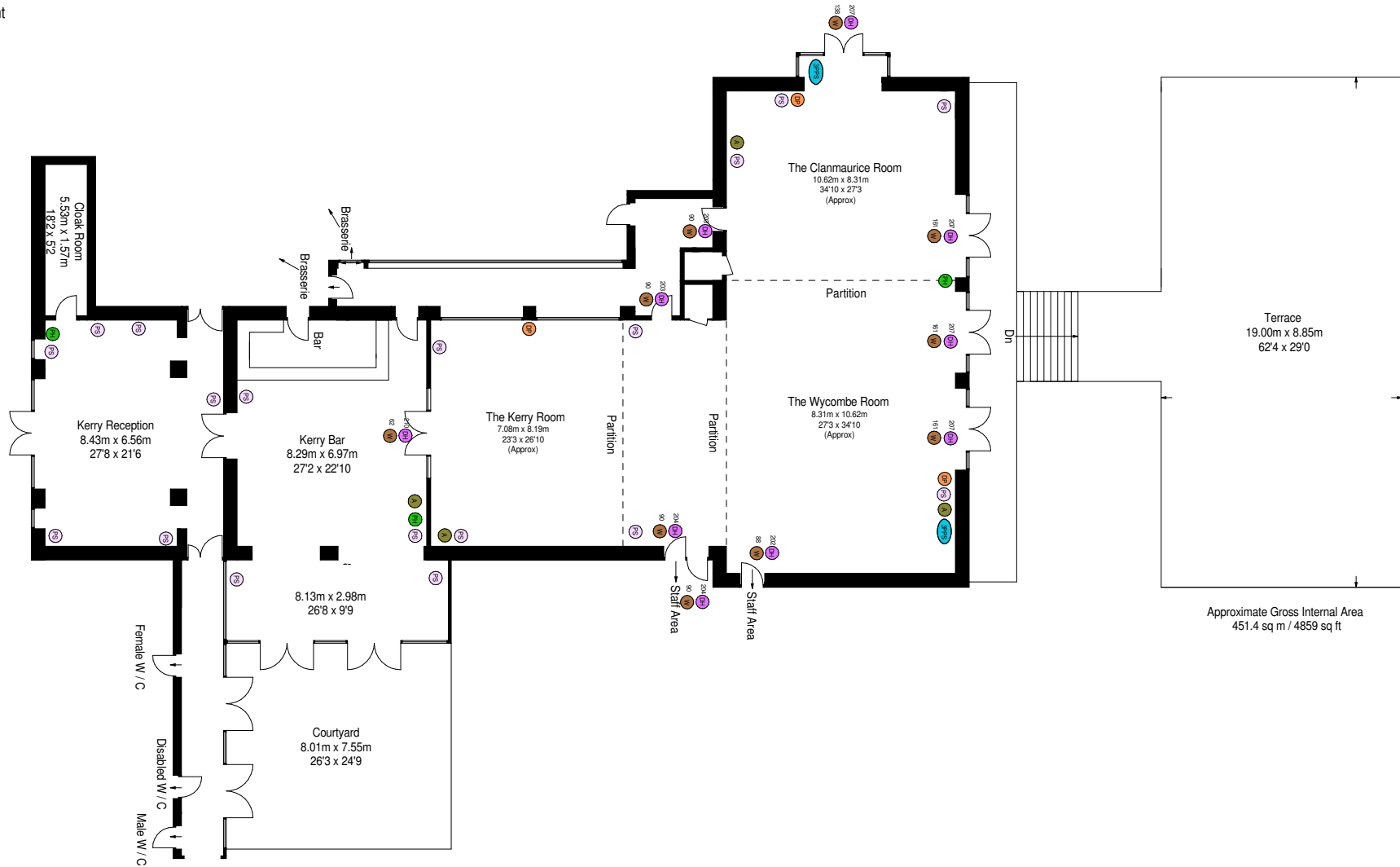
# The Kerry Suite



	Room Set Up Options				
Room and size (m2)	Theatre	Cabaret (6 per table)	Board Room	Drinks reception	Banquet
Kerry Suite (231)	240	96	-	200	160
Kerry Bar	-	-	-	160	-

# The Kerry Suite

- = Door Width
- = Power Socket
- = Ceiling Height
- = Door Height
- = HDMI Box
- = Plasma TV
- = Data Point
- = 3 Phase Power Socket
- = TV Antenna Point
- = Phone Socket













Approximate Gross Internal Area  
451.4 sq m / 4859 sq ft

# The Kerry Room




	Room Set Up Options				
Room and size (m2)	Theatre	Cabaret (6 per table)	Board Room	Drinks reception	Banquet
Kerry Room (Small) (58)	60	24	23	60	40
Kerry Room (Large) (58)	90	36	32	90	60

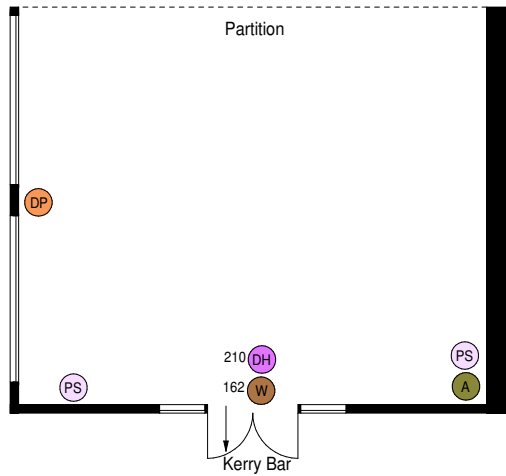
-  = Door Width
-  = Power Socket
-  = Ceiling Height
-  = Door Height
-  = HDMI Box
-  = Plasma TV
-  = Data Point
-  = 3 Phase Power Socket
-  = TV Antenna Point
-  = Phone Socket

# The Kerry Room (Small & Large)




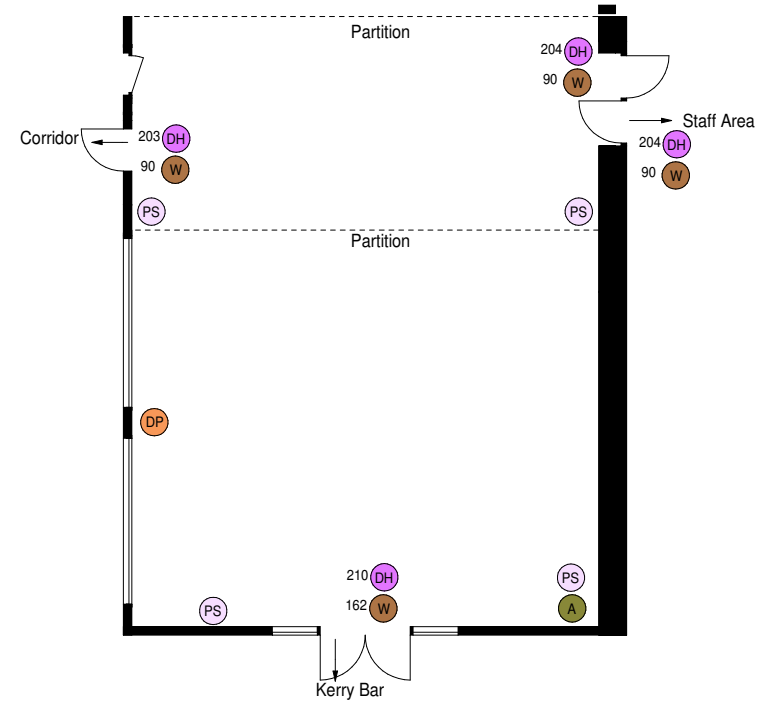
## The Kerry Room (Small)

7.08m x 8.19m  
23'3 x 26'10  
(Approx)  
 4.00



## The Kerry Room (Large)

10.68m x 8.19m  
35'0 x 26'10  
(Approx)  
 4.00













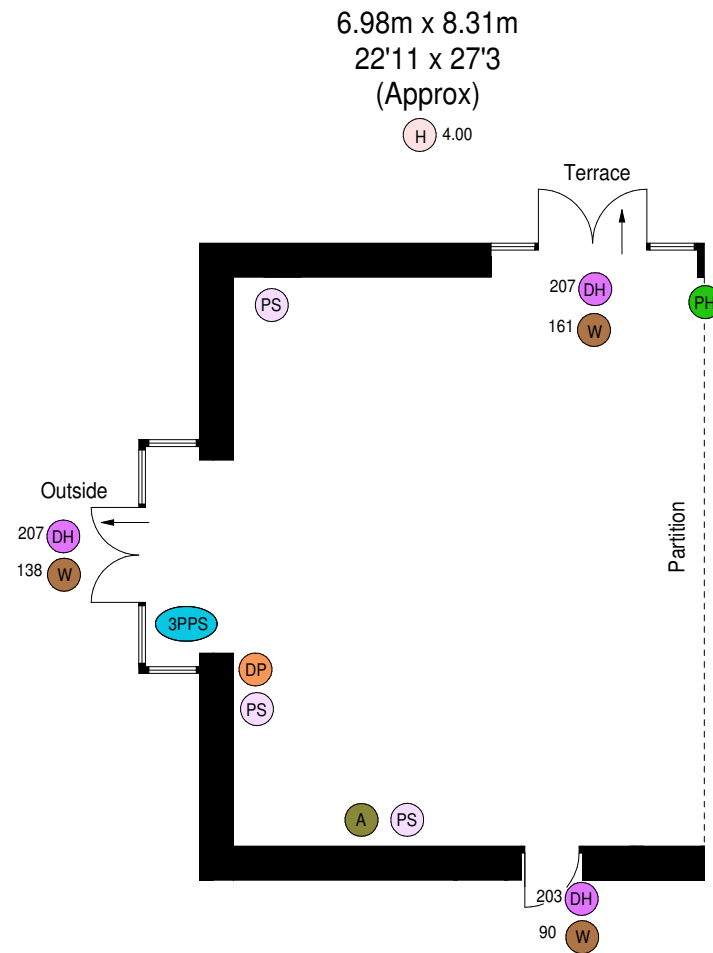
# The Clanmaurice Room



	Room Set Up Options				
Room and size (m2)	Theatre	Cabaret (6 per table)	Board Room	Drinks reception	Banquet
Clanmaurice (57)	60	24	22	40	40

# The Clanmaurice Room

-  = Door Width
-  = Power Socket
-  = Ceiling Height
-  = Door Height
-  = HDMI Box
-  = Plasma TV
-  = Data Point
-  = 3 Phase Power Socket
-  = TV Antenna Point
-  = Phone Socket



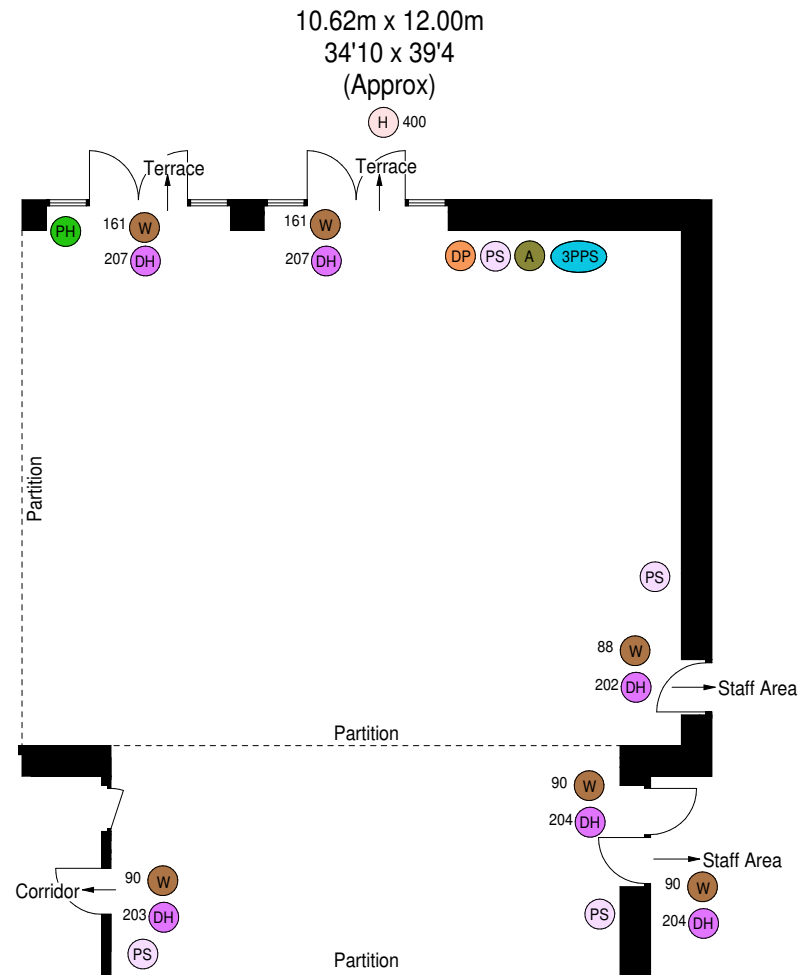
# The Wycombe Room



	Room Set Up Options				
Room and size (m2)	Theatre	Cabaret (6 per table)	Board Room	Drinks reception	Banquet
Wycombe (87)	90	36	32	90	60

# The Wycombe Room

- W = Door Width
- PS = Power Socket
- H = Ceiling Height
- DH = Door Height
- HDMI = HDMI Box
- Plasma TV = Plasma TV
- DP = Data Point
- 3PPS = 3 Phase Power Socket
- A = TV Antenna Point
- PH = Phone Socket





# The Kerry and Wycombe Rooms

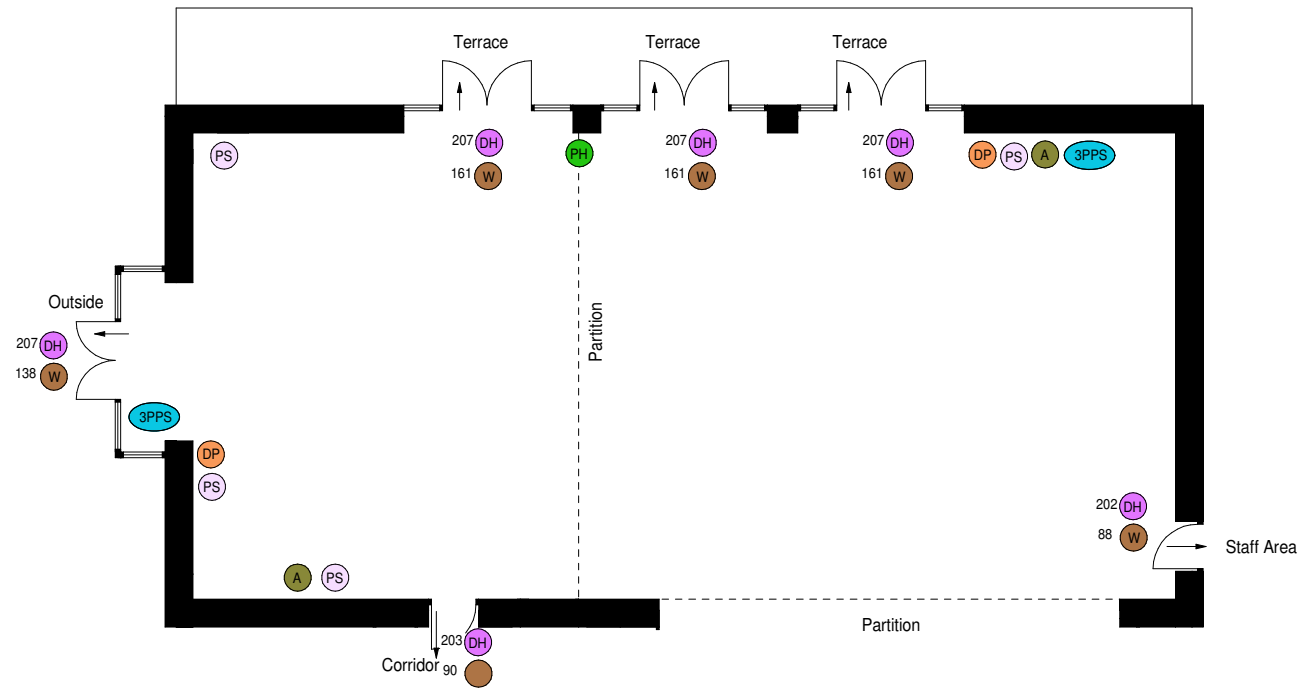


	Room Set Up Options				
Room and size (m2)	Theatre	Cabaret (6 per table)	Board Room	Drinks reception	Banquet
Kerry and Wycome (173)	180	120	60	120	120

# The Kerry and Wycombe Rooms

- W = Door Width
- PS = Power Socket
- H = Ceiling Height
- DH = Door Height
- HDMI = HDMI Box
- = Plasma TV
- DP = Data Point
- 3PPS = 3 Phase Power Socket
- A = TV Antenna Point
- PH = Phone Socket

10.62m x 8.31m  
34'10" x 27'3"  
(Approx)  
H 400













# The Wycombe and Clanmaurice Rooms



	Room Set Up Options				
Room and size (m2)	Theatre	Cabaret (6 per table)	Board Room	Drinks reception	Banquet
Wycombe and Clanmaurice (145)	150	60	55	100	100

# The Wycombe and Clanmaurice Rooms

-  = Door Width
-  = Power Socket
-  = Ceiling Height
-  = Door Height
-  = HDMI Box
-  = Plasma TV
-  = Data Point
-  = 3 Phase Power Socket
-  = TV Antenna Point
-  = Phone Socket

10.62m x 8.31m  
34'10" x 27'3"  
(Approx)

 400

